


In Plastic Canvas: Dazzling Wall Hangings

Prologue: A Tapestry of Threads and Imagination

In the realm of home décor, where creativity and functionality intertwine, a captivating art form has emerged: plastic canvas wall hangings. These vibrant and intricate masterpieces transform ordinary walls into captivating canvases, showcasing the boundless imagination and artistry of their makers.



Dazzling Wall Hangings 12: in Plastic Canvas (Dazzling Wall Hangings in Plastic Canvas) by Dancing Dolphin Patterns

★★★★☆ 4.9 out of 5

Language : English

File size : 22606 KB

Screen Reader: Supported

Print length : 52 pages

Lending : Enabled



With origins in traditional needlework techniques, plastic canvas wall hangings have evolved into a unique and accessible art form, accessible to crafters of all skill levels. This article embarks on an in-depth journey into the world of plastic canvas wall hangings, exploring the techniques, materials, and inspiration behind these enchanting creations.

Chapter 1: The Canvas and the Loom: The Foundation of Plastic Canvas

At the heart of every plastic canvas wall hanging lies the canvas itself. Unlike traditional fabrics, plastic canvas is a rigid, perforated sheet made from durable plastic. This unique material provides a stable and uniform foundation for stitching, allowing for precise and intricate designs.

Plastic canvas comes in various colors and sizes, offering endless possibilities for creating custom wall hangings that complement any home décor. The versatility of plastic canvas extends to its shape, enabling crafters to create both flat and three-dimensional wall hangings, adding depth and dimension to their artwork.



Chapter 2: Yarn and Thread: The Threads of Creativity

The beauty of plastic canvas wall hangings lies in the vibrant and diverse threads used to create them. Crafters can choose from a wide range of yarns, including acrylic, cotton, and wool, each offering unique textures and colors to enhance the final design.

Thread plays a crucial role in securing the yarn to the plastic canvas, ensuring the longevity and durability of the wall hanging. Different thicknesses and colors of thread can be used to create subtle accents or bold outlines, adding depth and dimension to the artwork.



Yarn and thread: The vibrant palette for artistic expression

Chapter 3: Tools and Techniques: The Artisan's Toolkit

Creating plastic canvas wall hangings requires a specialized set of tools and techniques to achieve intricate and precise designs. A tapestry needle is essential for threading the yarn through the holes of the plastic canvas, ensuring a secure and even stitch.

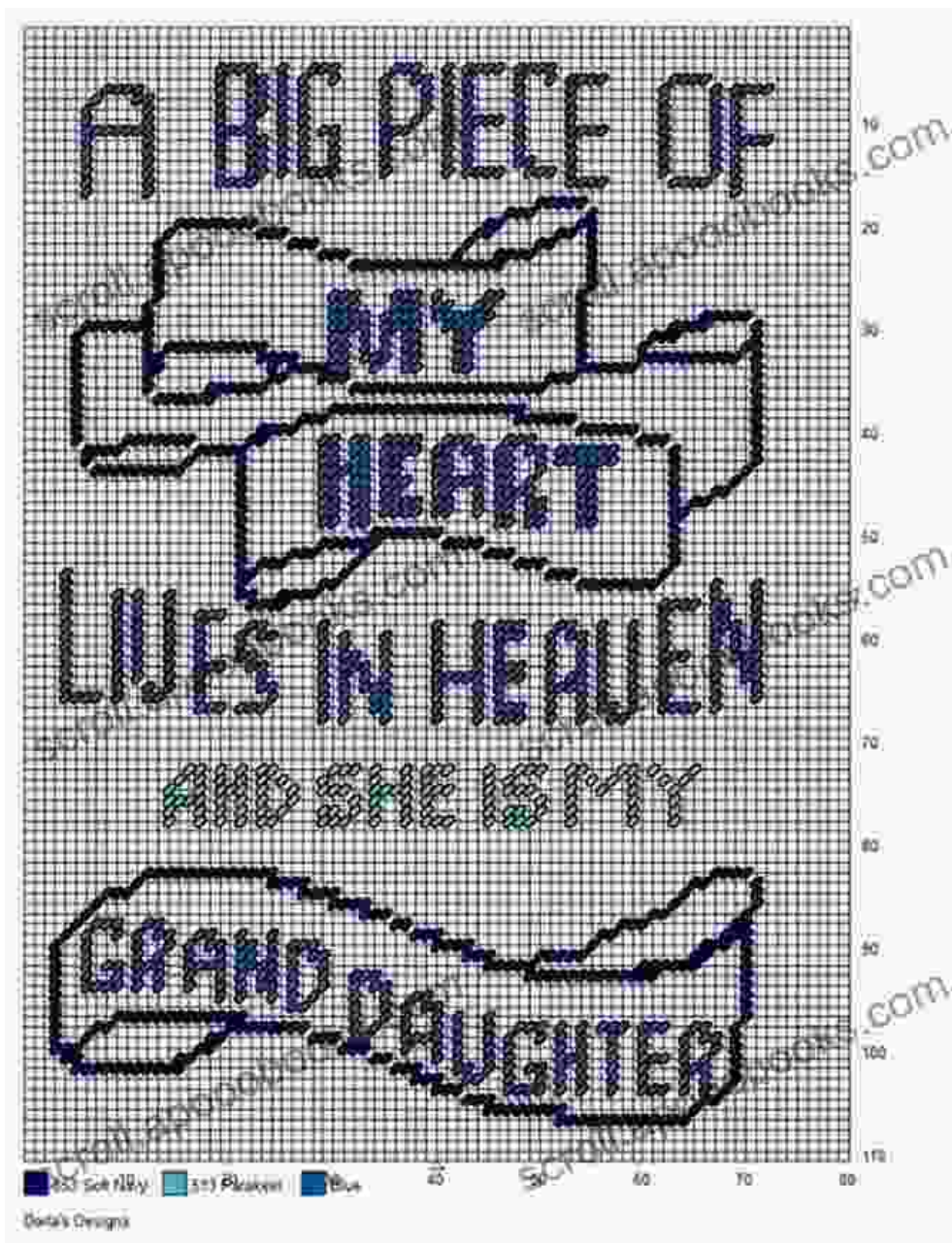
Scissors, tweezers, and a ruler are also indispensable tools for shaping and manipulating the yarn and canvas. Crafters may also use embroidery hoops or frames to keep the canvas taut while stitching, providing stability and accuracy during the creative process.



Chapter 4: Patterns and Inspiration: A Tapestry of Ideas

The world of plastic canvas wall hangings is boundless, offering endless possibilities for patterns and designs. Crafters can find inspiration from a myriad of sources, including nature, traditional art forms, and personal experiences.

Pattern books, online resources, and workshops provide a wealth of ideas to ignite creativity. From geometric shapes and abstract patterns to realistic landscapes and animal motifs, there is a pattern to suit every taste and skill level.



Patterns and inspiration: A tapestry of ideas for endless creations

Chapter 5: Beyond the Basics: Exploring Creative Techniques

While traditional plastic canvas wall hangings are stunning in their own right, crafters can explore innovative techniques to create truly unique and captivating pieces. Appliqué, beading, and embroidery can add texture and depth to the artwork, while incorporating other materials such as sequins, ribbons, and buttons can create a truly mixed media masterpiece.

Advanced techniques like canvas-weaving and plastic canvas knitting open up even more creative avenues, allowing crafters to craft three-dimensional wall hangings and custom shapes that defy the traditional boundaries of plastic canvas art.



Chapter 6: Frame and Display: The Finishing Touches

Once the plastic canvas wall hanging is complete, the final step is to frame and display it. The choice of frame can dramatically impact the overall aesthetic of the piece, whether it is a simple wooden frame that

complements the artwork's rustic charm or an ornate gilded frame that adds a touch of elegance.

Lighting can also play a significant role in showcasing the beauty of the wall hanging. Natural light can bring out the vibrant colors and textures of the yarn, while artificial lighting can create a more intimate and cozy atmosphere.




Frame and display: The finishing touches for a captivating home décor statement

Epilogue: A Tapestry Woven with Passion and Creativity

In the world of home décor, plastic canvas wall hangings occupy a unique and captivating niche. They are a tangible expression of the artist's imagination, a testament to their patience and precision, and a source of inspiration for all who behold them.

Whether you are a seasoned crafter or an aspiring artist, the art of plastic canvas wall hangings offers a boundless canvas for creativity and self-expression. Dive into this vibrant world, embrace the techniques, and create your own dazzling tapestry that will bring beauty and joy to your home for years to come.



Dazzling Wall Hangings 12: in Plastic Canvas (Dazzling Wall Hangings in Plastic Canvas) by Dancing Dolphin Patterns

★★★★☆ 4.9 out of 5

Language : English

File size : 22606 KB

Screen Reader: Supported

Print length : 52 pages

Lending : Enabled

FREE


DOWNLOAD E-BOOK





Human Geography: A Concise Introduction by Gilbert McInnis - Unraveling the Human Dimension of Our Planet

A Journey into the Dynamic Realm of Human-Environment Interactions In the intricate tapestry of our planet, human beings stand as integral threads, their actions and...



Train Your Mind to Make Great Art a Habit

Do you dream of becoming a great artist? Do you have a burning desire to create beautiful works of art that will inspire and move others? If so, then...