


Embroider Your Way to Success: Working From Home with Brother Embroidery

In the ever-evolving landscape of the modern workforce, working from home has emerged as a highly sought-after option for individuals seeking flexibility, control over their schedules, and the opportunity to pursue their passions. Among the myriad of home-based business ventures, embroidery stands out as a particularly lucrative and rewarding avenue, especially when paired with the exceptional capabilities of Brother embroidery machines.



Working From Home: Brother Embroidery by Tom Kane

★★★★☆ 4.2 out of 5

Language	: English
File size	: 2172 KB
Text-to-Speech	: Enabled
Screen Reader	: Supported
Enhanced typesetting	: Enabled
Word Wise	: Enabled
Print length	: 22 pages
Lending	: Enabled



The Allure of Working From Home with Brother Embroidery

- **Flexibility and Control:** Set your own hours, work from the comfort of your home, and enjoy a work-life balance that suits your lifestyle.
- **Low Startup Costs:** Embroidery businesses require minimal investment compared to traditional brick-and-mortar businesses,

making it accessible to a wider range of entrepreneurs.

- **High Profit Margins:** Embroidered products command premium prices, offering significant profit potential.
- **Growing Market:** The demand for customized and personalized products is constantly increasing, creating a vast and untapped market for embroidery businesses.

Getting Started with Brother Embroidery

Embarking on an embroidery business with Brother is a straightforward process that can be broken down into a few key steps:

1. **Choose the Right Machine:** Brother offers a range of embroidery machines designed to meet the needs of both beginners and experienced embroiderers.
2. **Acquire Embroidery Software:** Embroidery software allows you to create and edit designs, as well as control the embroidery process.
3. **Source High-Quality Materials:** Invest in high-quality threads, fabrics, and stabilizers to ensure professional-looking results.
4. **Establish a Dedicated Workspace:** Create a designated area for your embroidery business, ensuring adequate lighting and ventilation.
5. **Market Your Business:** Promote your embroidery services through online marketplaces, social media, and local networking events.

Inspiring Success Stories

Numerous entrepreneurs have achieved remarkable success by starting an embroidery business with Brother machines. Here are a few inspiring

examples:

- **Sarah Jane Studios:** Sarah Jane started her embroidery business in her spare bedroom and now employs a team of designers and embroiderers, catering to clients worldwide.
- **Monogrammed Memories:** Susan turned her love of embroidery into a thriving business, specializing in personalized gifts and home décor items.
- **Embroidered Impressions:** John launched his embroidery business as a side hustle and has since quit his day job to focus on his passion full-time.


Working from home with Brother embroidery presents a unique opportunity to combine creativity, entrepreneurship, and financial success. With minimal startup costs, high profit margins, and the support of Brother's innovative embroidery machines, aspiring entrepreneurs can transform their passion for embroidery into a lucrative and fulfilling home-based business.

Embark on your embroidery journey today and discover the endless possibilities that await you. Embrace the flexibility, profitability, and creative freedom that comes with working from home with Brother embroidery.

Descriptive Keyword for Alt Attribute:

* **Image 1:** A woman smiling while working on a Brother embroidery machine in her home office. * **Image 2:** A close-up of an intricate embroidery design on a piece of fabric. * **Image 3:** A group of people

admiring a variety of embroidered products, such as clothing, bags, and home décor items.




Working From Home: Brother Embroidery by Tom Kane

★★★★☆ 4.2 out of 5
Language : English
File size : 2172 KB
Text-to-Speech : Enabled
Screen Reader : Supported
Enhanced typesetting : Enabled
Word Wise : Enabled
Print length : 22 pages
Lending : Enabled



Human Geography: A Concise Introduction by Gilbert Mcinnis - Unraveling the Human Dimension of Our Planet

A Journey into the Dynamic Realm of Human-Environment Interactions In the intricate tapestry of our planet, human beings stand as integral threads, their actions and...



Train Your Mind to Make Great Art a Habit

Do you dream of becoming a great artist? Do you have a burning desire to create beautiful works of art that will inspire and move others? If so, then...

