


# Detail Tutorials For Beginners With Simple Patterns: Your Gateway to the Enchanting World of Crochet

Welcome, fellow crafters and aspiring crocheters! Embrace the captivating world of crochet, where creativity and tranquility intertwine. With our comprehensive guide, 'Detail Tutorials For Beginners With Simple Patterns,' you'll embark on an extraordinary journey, transforming yarn into exquisite handmade creations.



## Learn to Needle Felting: Detail Tutorials for Beginners with Simple Patterns: Needle Felting Projects by Bob Ojala

★★★★★ 5 out of 5

Language : English  
File size : 38684 KB  
Text-to-Speech : Enabled  
Screen Reader : Supported  
Enhanced typesetting : Enabled  
Print length : 74 pages  
Lending : Enabled



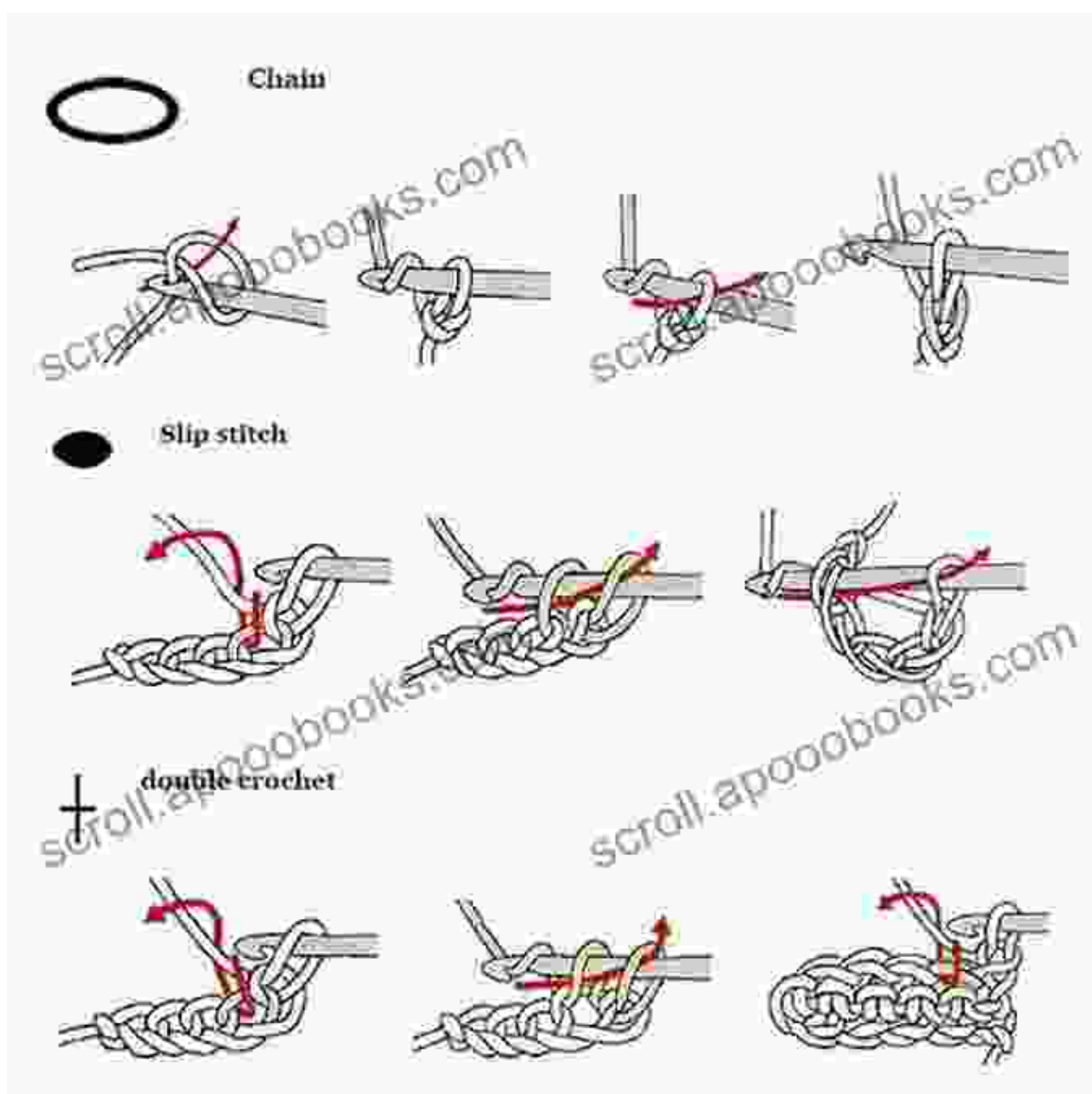
## Dive into the Fundamentals of Crochet

### 1. Essential Materials for Crochet



Gather your essential crafting companions: soft and vibrant yarn, an ergonomic crochet hook, sharp scissors for precision trimming, a measuring tape for accurate measurements, and stitch markers to keep track of your progress.

## **2. Master Basic Stitches**



Lay the foundation of your crochet artistry by mastering fundamental stitches like the single crochet, double crochet, and half double crochet. Our detailed tutorials guide you through each step, ensuring a solid understanding of the building blocks of crochet.

### 3. Reading Crochet Patterns

# CROCHET SYMBOLS & DIRECTIONS CHART

The symbols listed below are the standard crochet symbols and abbreviations. When possible the names are given for each symbol with both US and UK terminology. Please refer to your pattern key for any additional symbol directions.

## CROCHET ABBREVIATIONS & TERMS

|                             |                           |                               |   |
|-----------------------------|---------------------------|-------------------------------|---|
| beg = beginning             | hdc = half double crochet | sp(s) = space(s)              | ( ) = work instructions within brackets as many times as directed         |
| beg = block                 | hr = half round (cluster) | st(s) = stitch(es)            | (*) = work everything in the parentheses as many times as directed        |
| cc = contrast color         | sc = single crochet       | beg = beginning               | → = repeat the instructions following the arrow as many times as directed |
| ch = chain                  | rep = repeat              | tr = triple crochet           | ↔ = repeat the instructions between the arrows as many times as directed  |
| dc = double crochet         | rnd = round               | tr-tr = triple double crochet |   |
| dec = decrease              | sc = single crochet       | ws = wrong side               |   |
| inc = double triple crochet | sl st = slip stitch       | yo = yarn over                |   |

www.danielawoodbyrd.com

Unlock the language of crochet patterns with ease. Learn to decipher symbols, abbreviations, and special instructions, empowering you to navigate patterns with confidence.

## Beginner-Friendly Crochet Patterns: From Basics to Beyond

### 1. Sweet and Simple Coaster



Start your crochet adventure with a charming coaster. This beginner-friendly pattern teaches you how to create a practical and decorative piece, perfect for protecting your tables from condensation.

## **2. Cozy Granny Square Blanket**



Explore the timeless appeal of the granny square and create a warm and comforting blanket. This versatile pattern allows you to customize the size, colors, and textures to suit your unique style.

### **3. Delicate Lace Shawl**



Step into the realm of lace crochet and create an ethereal shawl that will turn heads. This elegant pattern introduces you to airy and intricate stitches, enhancing your crochet repertoire.

### **Inspiring Projects: Unleash Your Creative Potential**

#### **1. Boho Chic Plant Hanger**



Add a touch of bohemian flair to your home with this unique plant hanger. Suspend your favorite plants in style, creating a cozy and inviting atmosphere.


## **2. Charming Crochet Amigurumi**





Embark on the adorable world of amigurumi and create your own cuddly companions. These charming patterns guide you through the art of shaping yarn into whimsical creatures that will bring joy to your days.

### **3. Festive Crochet Christmas Ornaments**



Embrace the spirit of the holidays with these festive crochet ornaments. Add a personal touch to your Christmas tree with unique and handmade decorations that will become cherished keepsakes.

### **Why Choose 'Detail Tutorials For Beginners With Simple Patterns'?**

- **Step-by-Step Guidance:** Each tutorial is meticulously crafted to provide clear and concise instructions, ensuring a smooth learning


experience.

- **Beginner-Friendly Approach:** Designed specifically for aspiring crocheters, our patterns and tutorials cater to all skill levels, empowering you to start crocheting with confidence.
- **Inspiring Projects:** Discover a treasure trove of creative projects that will ignite your passion for crochet and inspire you to push your boundaries.
- **High-Quality Illustrations:** Our detailed illustrations and diagrams bring crochet to life, making each step easy to visualize and execute.
- **Community Support:** Join our vibrant online community and connect with fellow crocheters, share your creations, and seek support whenever needed.

## Embark on Your Crochet Journey Today

Unleash your creativity and embark on a delightful crochet journey with 'Detail Tutorials For Beginners With Simple Patterns.' This comprehensive guide will nurture your skills, inspire your imagination, and empower you to create exquisite handmade wonders. Free Download your copy today and transform your life with the enchanting art of crochet!

Free Download Now



### Learn to Needle Felting: Detail Tutorials for Beginners with Simple Patterns: Needle Felting Projects by Bob Ojala

★★★★★ 5 out of 5

Language : English  
File size : 38684 KB  
Text-to-Speech : Enabled  
Screen Reader : Supported

Enhanced typesetting : Enabled  
Print length : 74 pages  
Lending : Enabled


FREE

DOWNLOAD E-BOOK



## Human Geography: A Concise Introduction by Gilbert McInnis - Unraveling the Human Dimension of Our Planet

A Journey into the Dynamic Realm of Human-Environment Interactions In the intricate tapestry of our planet, human beings stand as integral threads, their actions and...



## Train Your Mind to Make Great Art a Habit

Do you dream of becoming a great artist? Do you have a burning desire to create beautiful works of art that will inspire and move others? If so, then...